



PELVI.LOC® PL - OPS - Made to measure upper body positioning



To ensure the safe use of this product, please read and follow these assembly and usage instructions before first use



Scope - Purpose

The **PELVI.LOC®** OPSMade to measure is designed for persons with reduced mobility, especially for positioning the upper body and pelvis in wheelchairs and child car seats, to prevent the pelvis from sliding forward.

Intended patient group:

- Children, adolescents, and adults
- Gender-neutral

Receipt control

Unpack the product completely and check the shipment for completeness and transport damage. If you unexpectedly find any defects in the shipment:

1. Immediately report the issue to the carrier
2. Have the damage or defect documented
3. Inform us or your specialist dealer without delay

Scope of delivery

- 1) 1 x **PELVI.LOC**® PL - OPS Made to measure, preassembled
- 2) 1 x Information for online download of the assembly and usage instructions

Combination with medical devices

Suitable for aids intended for use with a pelvic retraction belt with upper body positioning.

Assembly



Assembly should be carried out by a person with appropriate expertise.

1. Insert back strap (grey colour) through seat and back cleft and buckle behind headrest to tighten strap.



Instructions for use



Safety

instructions

Despite the stable construction, components such as belt webbing, Velcro, and shoulder belt are subject to a certain amount of wear. It is therefore, recommended to thoroughly inspect the **PELVI.LOC**® OPS Made to measure every three months. Ensure that the seams are tight.

- Before use, always check that the product is in proper working condition and correctly positioned - risk of injury!
- Do not patch or glue damaged components such as buckles/webbing, Velcro or padding and put them back in place again – risk of accidents!
- Do not sit on the padding – risk of pressure points especially due to the buckles (d)!
- Do not lift wheelchair above the **PELVI.LOC**® OPS Made to measure - risk of accidents!

Restrictions on use/undesirable adverse effects

- Do not use the **PELVI.LOC**[®] OPS Made to measure if there are pressure points, wounds, or other unhealed injuries in the area of the padding - risk of injury!
- Do not use the **PELVI.LOC**[®] OPS Made to measure in cases of bone loss, brittle bones, or severe circulatory disorders - risk of injury!
- Ensure proper functionality of the **PELVI.LOC**[®] OPS Made to measure after cleaning.
- A damaged **PELVI.LOC**[®] OPS Made to measure should be replaced immediately - risk of accidents!



Caution:

- The **PELVI.LOC**[®] OPS Made to measure is not part of the “wheelchair” restraint system and does not serve to secure the occupant of the “wheelchair” during transport in a vehicle for disabled persons.
- Neither the manufacturer nor the distributor can be held liable under product liability laws for damages or risks caused by unsupervised children in connection with this product.

Use

1. Feed pelvic harness (a) between legs up to approx. navel height. – Tightly hook shoulder straps (b) to pelvic harness.



Caution: Ensure that no objects are underneath the padding! This prevents painful pressure points.

1. Tighten the waist belt (c) with a gentle tug.
 2. Fasten the buckle (d) (if option available), please make sure that there is still room for a flat hand between the stomach and the padding.
 3. Make sure the fastener (d) is engaged.
- Perform a tensile test.

If the positioning system loosens unintentionally during use of the **PELVI.LOC**[®] OPS Made to measure, this can be rectified by re-tensioning.

To open the **PELVI.LOC[®] OPS Made to measure**, press the buckle (d) if present and open the waist belt.

- Make sure that the padded shoulder strap does not get caught between the spokes of the drive wheel.

Cleaning and disinfection

- Machine washable up to 40 °C.
- Chemothermal disinfection possible by adding ELTRA 40 to the wash cycle
- Do not spin
- Not suitable for tumble drying

Maintenance

The **PELVI.LOC®** OPS Made to measure should be inspected regularly for damage and functionality.

Repairs

Replace defective **PELVI.LOC®** OPS Made to measure immediately.

Disposal

- The device packaging can be recycled.
- The metal components can be recycled as scrap metal.
- Plastic components can be recycled as plastic waste.
- Disposal must comply with applicable national legal regulations.
- Please contact your local city or municipal administration for information on waste disposal companies.



OPS measurement sheet

Dimensions

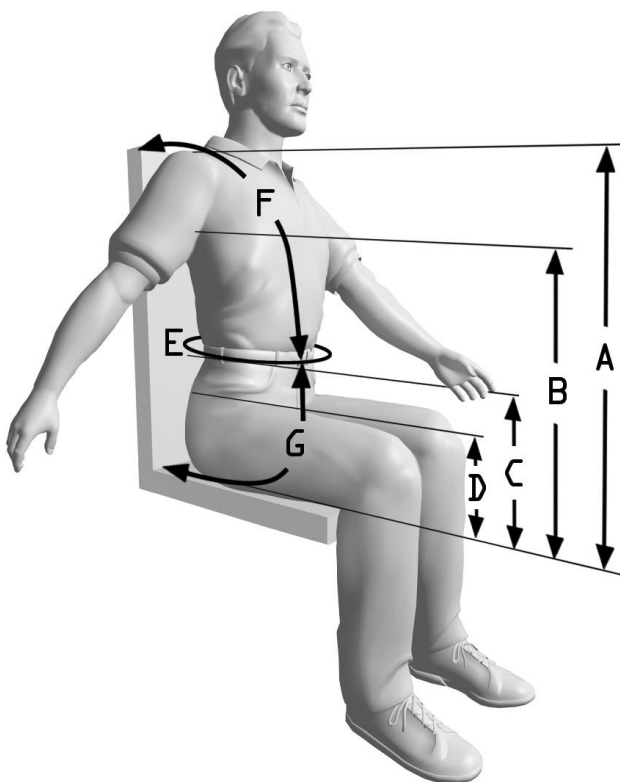
A	Seat – shoulder	cm
B	Seat – underarm height	cm
C	Seat – waist	cm
D	Seat – thigh height	cm
E	Waist - circumference	cm
F	Shoulder - waist	cm
G	Seat size (backrest – waist)	cm

Please take measurements without addition over clothing

Backrests height	cm	
Backrests width	cm	
Distance between head-restraint tubes	cm	
Possibility of implementation	Yes	No
Seat - Backrest		
Wheelchair type		

Desired closure types

Snap fastener can be opened with two fingers Art. No.:KSS-50	<input type="checkbox"/>
Snap fastener can be opened with three fingers Art. No.:KSS-S-50	<input type="checkbox"/>
Snap fastener can be opened with three fingers turned inwards Art. No.:KSS-S-50 180°	<input type="checkbox"/>
SKS-30-SF Locking device with safety function (pin opening)	<input type="checkbox"/>



Product is latex-free



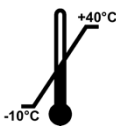



Caution: Only a carefully completed measurement sheet ensures good upper body positioning.



Caution: When installing the *PELVI.LOC*[®] OPS Made to measure in a standard car, always secure the person with the car's three-point safety belt.

Storage and transport conditions

	Temperature range for long-term storage from -10°C to +40°C. Short-term temperature peaks, e.g. during transport, from -20°C to +60°C are well tolerated by the material and do not affect the safety and performance of the product.
	Protect from moisture during storage and transport

Warranty

We provide warranty for this product in accordance with the legal provisions. This warranty includes material and processing defects. This does not include wear parts and components/assemblies that are subject to intended wear and tear as well as damages that are the result of excessive strain, unintended use, forcible damage or unauthorised modification/repair. If you wish to make a warranty claim, please inquire with the retailer you purchased the product from. For product liability reasons, repairs and maintenance work must only be conducted by authorised speciality retailers, using original spare parts.



Manufacturer:

A2J GmbH
Am Fuchsberg 13
D-87452 Altusried
Fon: +49 (08373) 987269
Fax: +49 (08373) 987276
eMail: info@a2j-intl.com
Internet: www.a2j-intl.com



This product complies with the essential requirements of the EU Regulation 2017/745 on medical devices – Medical Device Regulation (MDR)